

TH SERIES


Secure triangular corner mount housings to suit PCB and conventional cameras.

The TH Series of corner mount housings have been designed for Correctional Services application. The cover is recess mounted into the steel frame ensuring that tools cannot be inserted to prise the lens away from the housing. Featuring rugged construction, tamper resistance and with no centre projections the enclosures limit self harm issues.

New improved camera mount bracket for the 485 and 600 series allows easier adjustment and more positive locking action for the camera.

As an alternative where space is limited the CMH01 & CMH02 accept similar sized cameras as the TH485 & TH600 in a more compact housing.

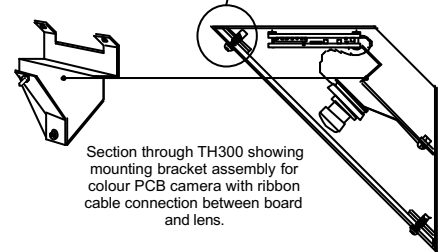
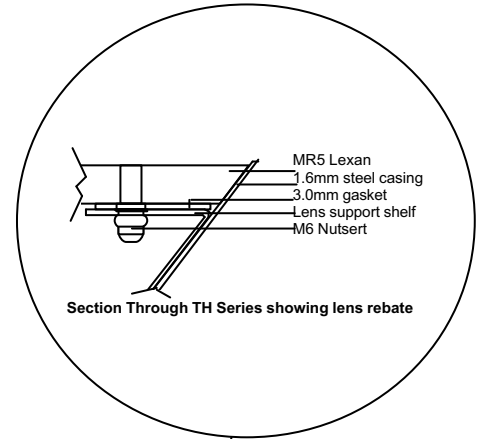
All housings are supplied with adjustable camera mounts. Tamper and vibration sensing switches are available for all models.



TH242
TH300
TH485
TH600
TH724

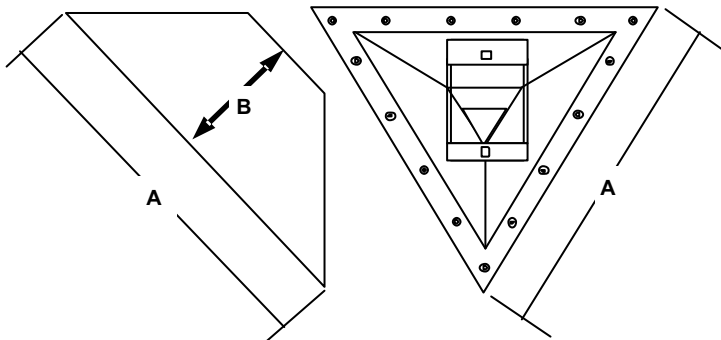
Specification TH Series

Construction:	1.6mm Zincanneal mild steel.
Finish:	Standard housing: Black texture polyester powder coat.
Lens:	6.0mm GE MR10 Lexan (polycarbonate).
Cable Entry:	Open triangular space at top rear of housing.
Access:	M6 post cap security screws.
Camera Mount:	Standard adjustable bracket for TH485 - 724. Custom built for PCB cameras to suit TH242 & TH300.
Maximum Camera Size:	Refer to "B" dimension below for overall depth details. As a guide 130mm is the largest camera and lens suggested for the TH485. In some cases the rear of the camera and connections can project past the rear of the housing.
Shipping Weight:	TH242: 1.00kg TH300: 1.00kg TH485: 4.10kg TH600: 6.30kg TH724: 8.30kg
Shipping Dimensions:	TH242: 100mm (L) x 250mm (W) x 220mm (H) TH300: 115mm (L) x 300mm (W) x 260mm (H) TH485: 450mm (L) x 515mm (W) x 155mm (H) TH600: 540mm (L) x 620mm (W) x 200mm (H) TH724: 640mm (L) x 745mm (W) x 240mm (H)



Part No.	Description
TH242	242mm Triangular Housing
TH300	300mm Triangular Housing
TH485	485mm Triangular Housing
TH600	600mm Triangular Housing
TH724	724mm Triangular Housing

TH triangular cell housings



Part Number	Dim A	Dim B
TH242	242mm	75mm
TH300	300mm	92mm
TH485	485mm	130mm
TH600	600mm	228mm
TH724	724mm	290mm

Specifications subject to change without notice

Available in Australia from



Available in New Zealand from

