

## SMW3

**Wedge housing for larger camera and lens combinations with optional wall mount bracket, tamper and vibration switch.**

The SMW3 offers a single security screw access and the option of surface run conduit to enter the enclosure directly without conversion to flexible conduit.

The key features of the SMW3 are:- the range of camera adjustment; is an attractive enclosure; that suits a variety of mounting applications for larger camera and lens combinations.

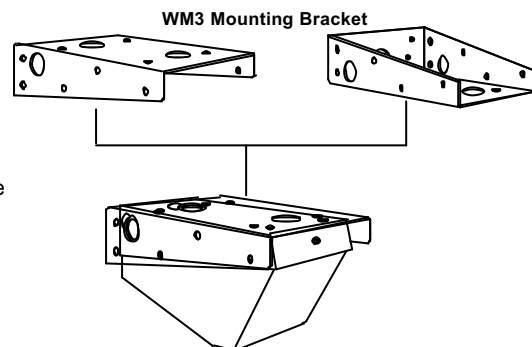
Applications: Car parks, Under Eaves, Railway Platforms, Tunnels, wall mount and walkways. The ideal general purpose enclosure for larger camera and lens combinations.



SMW3

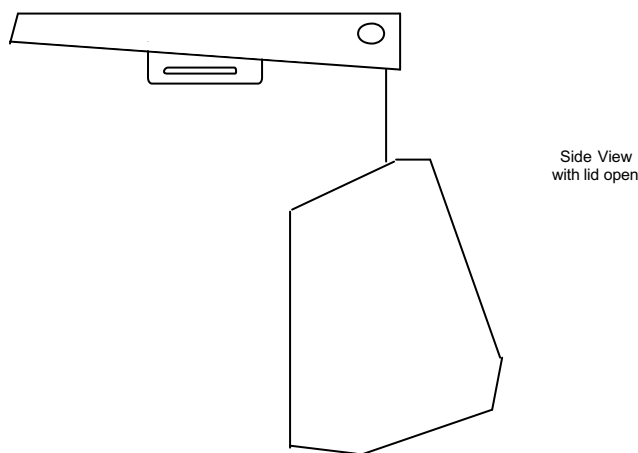
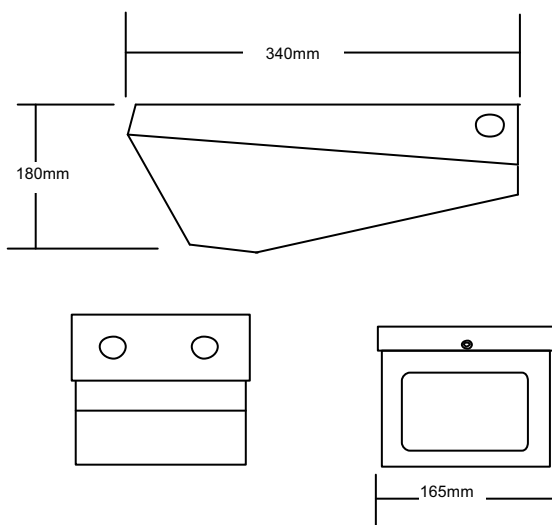
### Specification SMW3

- Construction:** 1.6mm Zinc anneal mild steel.
- Finish:** Moss Vale Sands (Light Beige) Polyester Powder Coat.
- Lens:** 6.0mm MR10 GE Lexan (Polycarbonate).
- Cable Entry:** 4 x 20mm entries, two at the rear, one in each side and one positioned at the top rear.
- Access:** 1 x 6mm stainless steel security screw.
- Max. Camera Size:** 260mm long.
- Options:** Omron tamper switch and adjustable mercury vibration switch. Wall Mount Bracket (WM3)
- Shipping Weight:** 4.55kg
- Shipping Dimensions:** 365mm (L) x 195mm (W) x 190mm (H)



Part Number	Description
SMW3	Large surface mount wedge housing
WM3	Wall mount bracket to suit SMW3 housing

SMW3 Surface Mount Wedge Housing



Side View with lid open

Specifications subject to change without notice

Available in Australia from



**Pacific Communications**  
CLOSED CIRCUIT VIDEO SYSTEMS



Available in New Zealand from

